



UPIT / NARUDŽBA RAZDJELNIKA

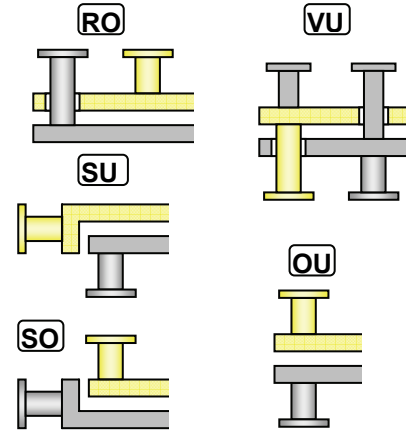
Kombinirani polazno-povratni razdjelnici s termički razdvojenim komorama



COMPANY
WITH QUALITY SYSTEM
CERTIFIED BY DNV
= ISO 9001/2000 =

VELIČINA KOMORE	PRIKLJUČCI GRUPA	KOTLOVSKI PRIKLJUČAK *	PROTOK TOPLE VODE	TOPLINSKA SNAGA pri $\Delta t=20^{\circ}\text{C}$
<input type="checkbox"/> 80do DN 25 do DN 40 do 3,5 m ³ /hdo 75 kW
<input type="checkbox"/> 100do DN 32 do DN 50 3,5-7 m ³ /h75-160 kW
<input type="checkbox"/> 120do DN 50 do DN 65 7-13 m ³ /h160-300 kW
<input type="checkbox"/> 160do DN 65 do DN 80 13-19 m ³ /h300-430 kW
<input type="checkbox"/> 200do DN 80 do DN 100 19-32 m ³ /h430-725 kW
<input type="checkbox"/> 250do DN 100 do DN 125 32-49 m ³ /h725-1100 kW
<input type="checkbox"/> 300do DN 125 do DN 200 49-86 m ³ /h1100-1950 kW
<input type="checkbox"/> 400do DN 150 do DN 200 86-120 m ³ /h1950-2700 kW
<input type="checkbox"/> 500do DN 200 do DN 300 120-260 m ³ /h2700-5800 kW

*Varijante kod kojih su mogući maksimalni kotlovski priključci:

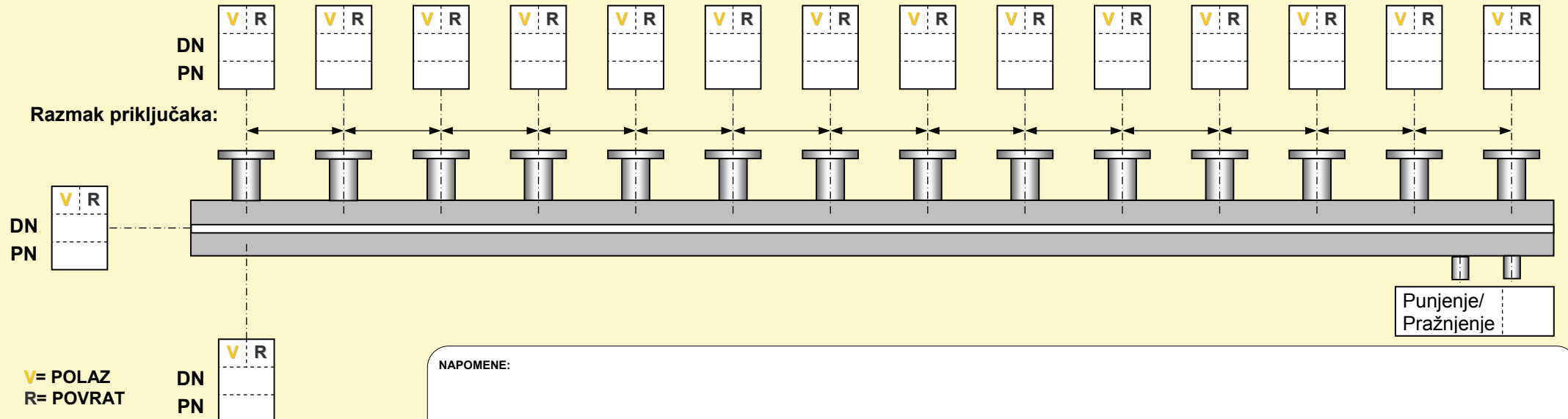
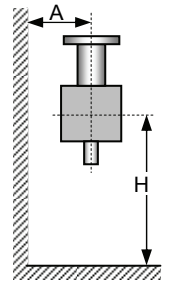


Duljina razdjelnika = mm
 Maksimalni pretlak = bar
 Max. temperatura polaza = °C

- Izolacija sa oplatom od pocinčanog lima
- polistiren 35mm (samo kod HVI 80)
 - mineralna vuna 50mm
 - mineralna vuna 100mm
 - _____

Zidni nosač
 A = mm
 (Za HVI 80...120: A=160 ili 220mm)

Podni nosač
 H = mm



NAPOMENE: